





No more building bodies around the pump.

The Pierce® PUC™ eliminates the pumphouse so you can build your apparatus around your needs. It minimizes vehicular space used for fire suppression and maximizes equipment storage while still providing big pump, foam, and CAFS capabilities.

The 2,000 gpm pump (rated for draft) weighs 30 percent less than most existing pumps on the market and comes with a 6-year standard warranty.

The PUC is the first apparatus that offers the most complete single-source build, from the chassis and body down to the pump.



The first modern tilt cab emergency response vehicle purpose-built for today's fire service.

How to operate PUC Sure Shift Technology:

STEP 1

STEP 2

That's it.
Want more steps to operate your pump?
You'll have to go elsewhere.

2-step technology reduces shift operations while removing the traditional grinding and uncertainty of putting a traditional mid-ship pump into gear. The park-to-neutral feature places the transmission into neutral automatically when the parking brake is set. The single-touch water-foam CAFS suppression selection located on the dash has the system up and functional before the operator is out of the cab.

A smarter pump panel.

We enclosed the pump operators panel on the side mount to keep it clean of grime, grit, and moisture. The Control Zone™ pump panel is designed to fit the way you work with:

- Large lever control handles that lock to prevent valve creep under pressure
- Multi-functional pressure governor
- Extra large engine rpm display
- Hose location on the side of the pump panel instead of under it
- Fuel level monitoring
- Pump prognostics



True pump and roll



Single-touch water-foam CAFS selection



PUC side-mount pump panel




PUC top-mount pump panel



PUC™ changes everything.

Get more compartment space, a lower hosebed and crosslays, true pump and roll, a shorter wheelbase, easy servicing, and unmatched design flexibility.



PUMPER PUC SPECS

Custom Chassis	Arrow XT™, Enforcer™, Impel® Quantum® Velocity®
Tank Capacities	Up to 1,500 gallons / lifetime warranty
Compartment Space	Up to 500 cubic feet (depending on body size & chassis)
Usable Compartment Depth	12" upper, 26" lower
Body Width	98"
Compartment Load Rating	Up to 800 lb each
Body Material	Aluminum standard & 304L stainless steel optional
Body Warranty	10-yr structural



More compartments
in a smaller package.

Get legendary PUC™ design flexibility, maneuverability, pump performance, and added compartment space with the added reach of an aerial.

Talk to your local dealer for more information about PUC aerial configurations.



AERIAL PUC SPECS


Custom Chassis	Arrow XT™, Enforcer™, Impel®, Quantum®, Velocity®
Tank Capacities	Up to 500 gallons / lifetime warranty
Compartment Space	Up to 200 cubic feet (depending on configuration)
Ground Ladder Storage	Various options available
Compartment Load Rating	Up to 500 lb each
Body Material	Aluminum standard, galvalumeal & 304L stainless steel optional
Body Warranty	10-yr structural



Big storage and pump capabilities.

PUC™ heavy-duty rescues minimize space used for fire suppression to maximize storage options.

- Complete pumper capabilities & 10,000 lb of gear
- Simplified 2-step pump operations & unmatched service access
- Easier to use, service, & maneuver



RESCUE PUC SPECS

Custom Chassis	Arrow XT™, Enforcer™, Impel®, Quantum®, Velocity®
Tank Capacities	Up to 750 gallons
Compartment Space	Up to 1,000 cubic feet (depending on body size)
Usable Compartment Depth	26" full height, 92" in transverse compartments
Body Width	100"
Compartment Load Rating	Up to 1,400 lb each
Body Material	Aluminum standard & 304L stainless steel optional
Body Warranty	15-yr structural



Maximum haul.

Get best-in-class space for equipment while carrying up to 3,000 gallons of water. PUC™ tankers lighten the load while freeing up critical storage.

- Eliminated pumphouse so you can build your apparatus around your needs
- Enclosed pump panel keeps out grime, grit, & moisture
- 2,000 gpm pump weighs 30 percent less than most existing pumps



TANKER PUC SPECS


Custom Chassis	Arrow XT™, Enforcer™, Impel®, Quantum®, Velocity®
Tank Capacities	Up to 3,000 gallons / lifetime warranty
Tank Dumps	8", 10", 12" (rear only) Air actuated, electric, manual Round & square
Usable Compartment Depth	12" upper, 26" lower
Body Width	98"
Compartment Load Rating	Up to 800 lb each
Body Material	Aluminum standard
Body Warranty	10-yr structural



Swingout tool boards



Clean compartment interior



Hatch compartments



Chest height ladder storage



Space saver tailboard



Tiltout shelves



Jump-off compartment



Low hose bed

We're giving you space. And then some.

The PUC™ features 26" deep compartments and up to 500 cubic feet of big, clean, uncluttered storage space with covered raceways, recessed shelf tracks, and bright strip lighting that reduces shelving shadows and gives excellent night-time visibility.

PUC also features a long list of options including:

- 500 lb sliding floor trays
- Dividers
- Tiltout shelves
- Swinging tool boards
- Reel mountings
- Numerous other options to fit your needs

You can configure any option with the roomy Pierce® "jump-off" compartment in the front passenger side for EMS, rescue or turnout gear, or whatever you decide to store.

Ergonomic design for safety and service.

Stay safer while being more productive. Everything about the PUC™ is designed to ease the way firefighters climb, ride, drive, carry and store gear, remove hose, and service critical systems.

All service points have been simplified with comprehensive pump and valve access, above frame pump service, automated service and maintenance messages, and direct support from a single-source manufacturer.



Easy access for service

It's easy to go full tilt.

No disassembly time needed.

If down the line you need to rebuild the pump, just simply remove the intake wye and you have complete “above the frame” access to the pump’s wear ring, impeller, shaft, and mechanical seal, which will literally take days out of the rebuild process. And because the pump is positioned above the frame, there’s no more lying on your back underneath the truck.



Pierce integrated pump transmission.

- Mission purpose
- Rugged reliability
- Service



A turn for the better.



PUC™ offers wheelbases as short as 162" (depending on body and chassis). To further improve maneuverability, a fold-up rear work platform is cleverly designed into the tailboard compartment to minimize overall length and improve the angle of departure. Combined with TAK-4® Independent Front Suspension and 45° cramp angles, PUC eases turning like no other.



Angled folding ladder for a safer climb



Lower crosslay height for easier hose removal



Chest height crosslays



Stokes/backboard storage

www.piercemfg.com



PERFORM. LIKE NO OTHER.™

Pierce Manufacturing Inc., An Oshkosh Corporation Company
P.O. Box 2017, Appleton WI 54912-2017 USA

Specifications, descriptions, and illustrative material in this literature are as accurate as known at the time of publication, but are subject to change without notice. Illustrations may include optional equipment and accessories and may not include all standard equipment. All measurements are nominal values.

© Pierce Manufacturing Inc., Pierce, the Pierce logo, Dash, Impel, Quantum, and Velocity are registered trademarks; and Arrow XT, Command Zone, Control Zone, Enforcer, and PUC are trademarks of Pierce Manufacturing Inc., Appleton, WI. TAK-4 is a registered trademark of Oshkosh Defense, LLC, Oshkosh, WI.

Printed in USA.

All other trademarks are the property of their respective owners.

P-0074-PUCBR 04/22