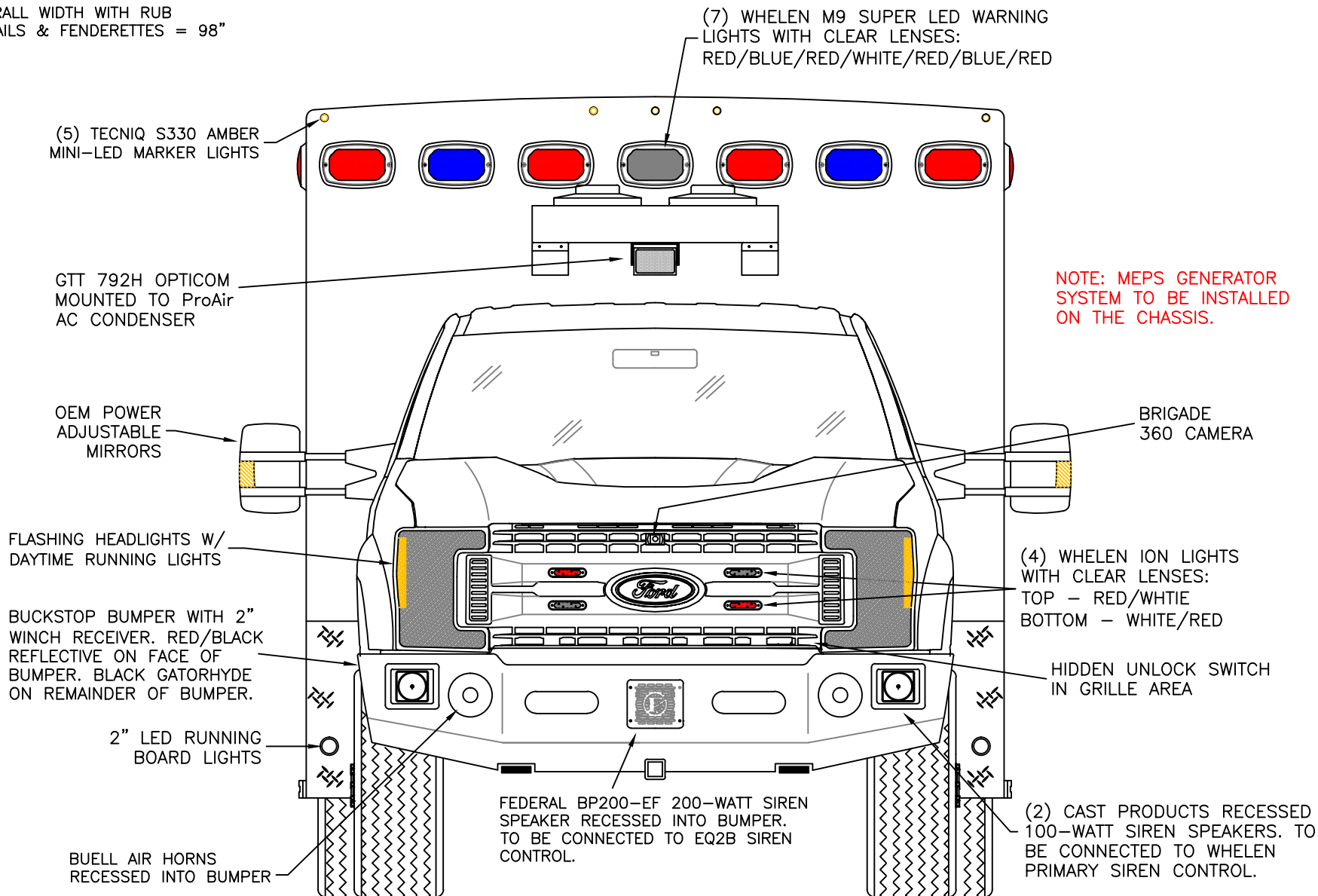


DIMENSIONS FOR OVERALL HEIGHT AND LENGTH ARE APPROXIMATE
 OVERALL HEIGHT = 112"
 OVERALL WIDTH WITH RUB
 RAILS & FENDERETTES = 98"



THIS DRAWING IS FOR REPRESENTATIONAL PURPOSES ONLY. DETAILS ARE CONCEPTUAL AND ARE SUBJECT TO CHANGE DURING DESIGN AND CONSTRUCTION
 DIMENSIONS ARE APPROXIMATE UNLESS NOTED OTHERWISE TO MEET A SPECIFIC CUSTOMER NEED.

MANSFIELD



2020 FRONT EXTERIOR VIEW
 CHIEF XL-1/F550 4x4 CHASSIS

DATE: 7-12-20 DRAWING NO.

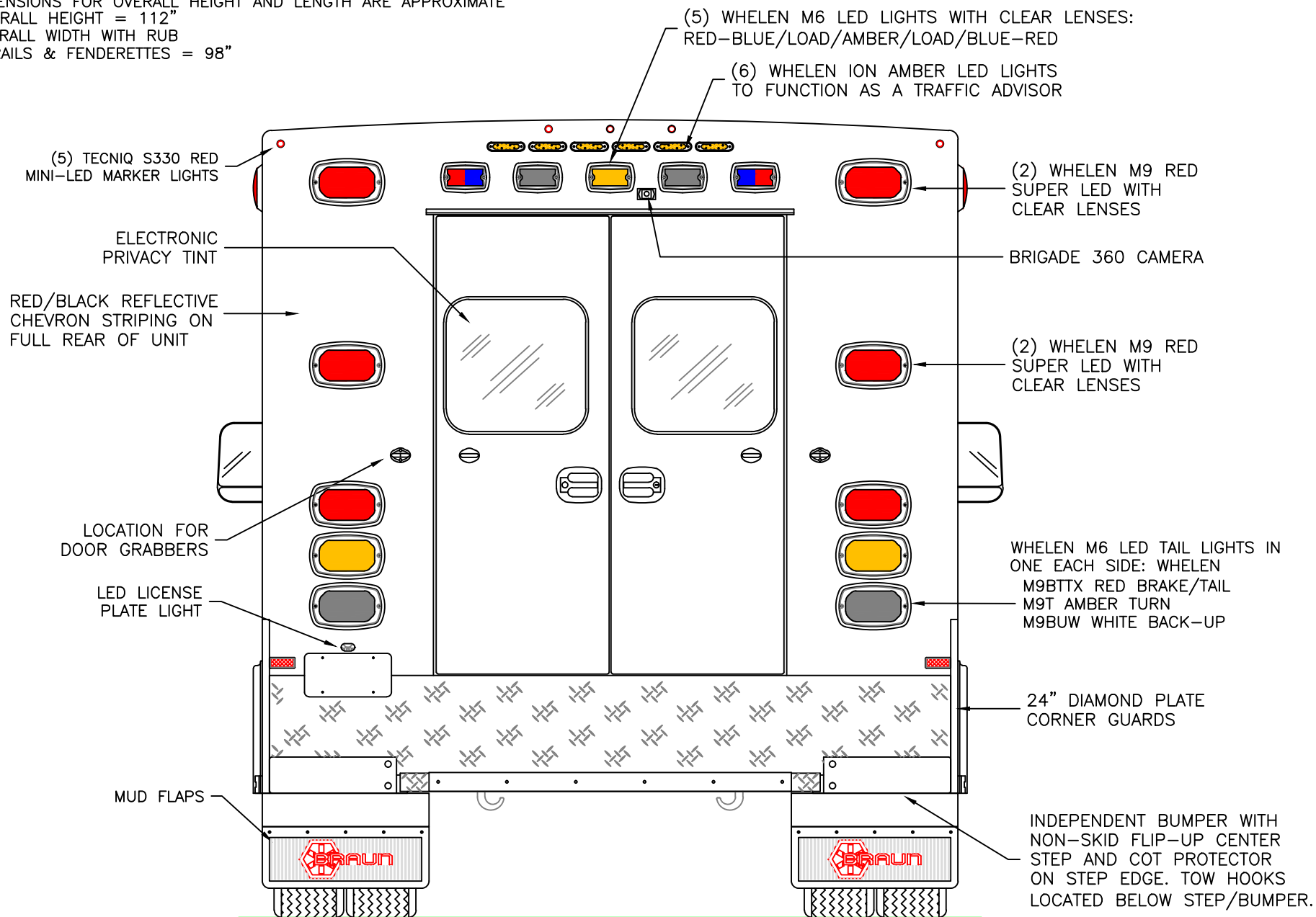
DWG. AAB REV. NR

MANSFIELD-1

APPROVAL SIGNATURE:

DATE:

DIMENSIONS FOR OVERALL HEIGHT AND LENGTH ARE APPROXIMATE
 OVERALL HEIGHT = 112"
 OVERALL WIDTH WITH RUB
 RAILS & FENDERETTES = 98"



THIS DRAWING IS FOR REPRESENTATIONAL PURPOSES ONLY. DETAILS ARE CONCEPTUAL AND ARE SUBJECT TO CHANGE DURING DESIGN AND CONSTRUCTION
 DIMENSIONS ARE APPROXIMATE UNLESS NOTED OTHERWISE TO MEET A SPECIFIC CUSTOMER NEED.

MANSFIELD



2020 REAR EXTERIOR VIEW
 CHIEF XL-1/F550 4x4 CHASSIS

1:16

DATE: 7-12-20	DRAWING NO.
DWG. AAB	REV. NR

MANSFIELD-2

DIMENSIONS FOR OVERALL HEIGHT AND LENGTH ARE APPROXIMATE
 OVERALL HEIGHT = 112"
 ESTIMATED OVERALL LENGTH WITH BUCKSTOP BUMPER = 312"
 MODULE LENGTH = 169"

TECNIQ S330 RED MINI-LED MARKER
 LIGHT TO ALSO FLASH WITH TURN SIGNAL

(2) WHELEN M9 RED SUPER LED
 WARNING LIGHTS WITH CLEAR LENSES

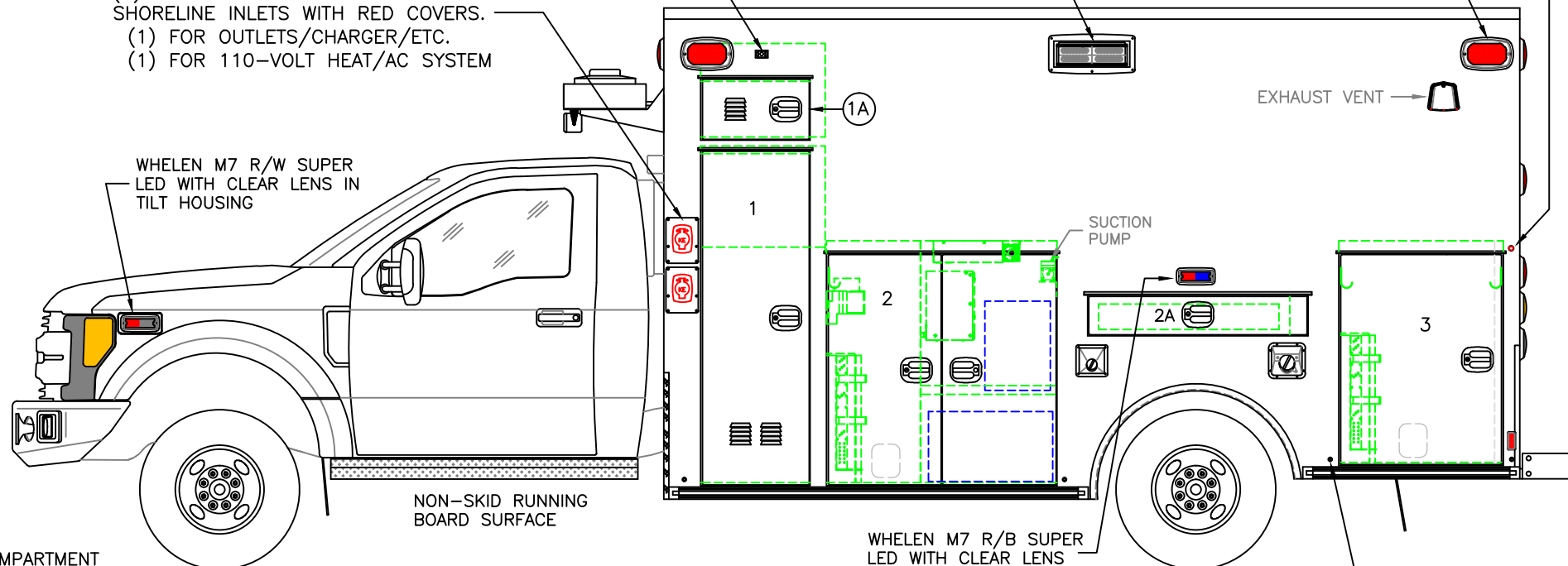
WHELEN PIONEER PLUS PFH2
 LED DUAL FLOOD LIGHT MOUNTED
 IN PBH203 CHROME HOUSING

BRIGADE 360 CAMERA

(2) KUSSMAUL 30AMP SUPER AUTO-EJECT
 SHORELINE INLETS WITH RED COVERS.
 (1) FOR OUTLETS/CHARGER/ETC.
 (1) FOR 110-VOLT HEAT/AC SYSTEM

WHELEN M7 R/W SUPER
 LED WITH CLEAR LENS IN
 TILT HOUSING

EXHAUST VENT



COMPARTMENT
 O.S.S #1

CLEAR OPENING: 65.00h x 18.25w
 INSIDE DIM'S.: 66.50h x 24.50w x 13.50d
 COMPARTMENT BUILT FOR CUSTOMER INSTALLED ZICO
 OXYGEN LIFT WITH PRE-WIRE AND VENTED DOOR.
 COMPARTMENT DEPTH ABOVE ZICO LIFT = 20.75d

O.S.S #1A

CLEAR OPENING: 11.00h x 18.25w
 INSIDE DIM'S.: 18.50h x 24.50w x 20.75d
 AIR HORN COMPRESSOR/INVERTER STORAGE

O.S.S #2

CLEAR OPENING: 44.25h x 39.50w
 INSIDE DIM'S.: 47.75h x 45.50w x 20.75d
 ANGLED SCBA BRACKET IN FORWARD CORNER
 STREAMLIGHT AND COAT HOOK ABOVE SCBA BRACKET
 FIXED DIVIDER 18.5" FROM FORWARD WALL
 (1) ADJ. SHELF REAR OF THE DIVIDER
 MEPS/110-VOLT HEAT/AC COMPONENTS ABOVE
 (2) VICTRON BATTERIES BELOW THE SHELF
 (EXACT COMPARTMENT LAYOUT TO BE DETERMINED)

O.S.S #2A

PULL-OUT COMPARTMENT DRAWER
 INSIDE DIM'S.: 5.00h x 35.50w x 19.75d

O.S.S #3

CLEAR OPENING: 40.25h x 28.75w
 INSIDE DIM'S.: 43.75h x 32.50w x 20.75d
 ANGLED SCBA BRACKET IN FORWARD CORNER
 COAT HOOK ON UPPER LEFT/RIGHT WALLS

TECNIQ LED RUB RAIL
 LIGHTS: R/W/R/W

COMPARTMENTS HAVE LED ROPE LIGHTS

THIS DRAWING IS FOR REPRESENTATIONAL PURPOSES ONLY. DETAILS ARE CONCEPTUAL AND ARE SUBJECT TO CHANGE DURING DESIGN AND CONSTRUCTION
 DIMENSIONS ARE APPROXIMATE UNLESS NOTED OTHERWISE TO MEET A SPECIFIC CUSTOMER NEED.

MANSFIELD

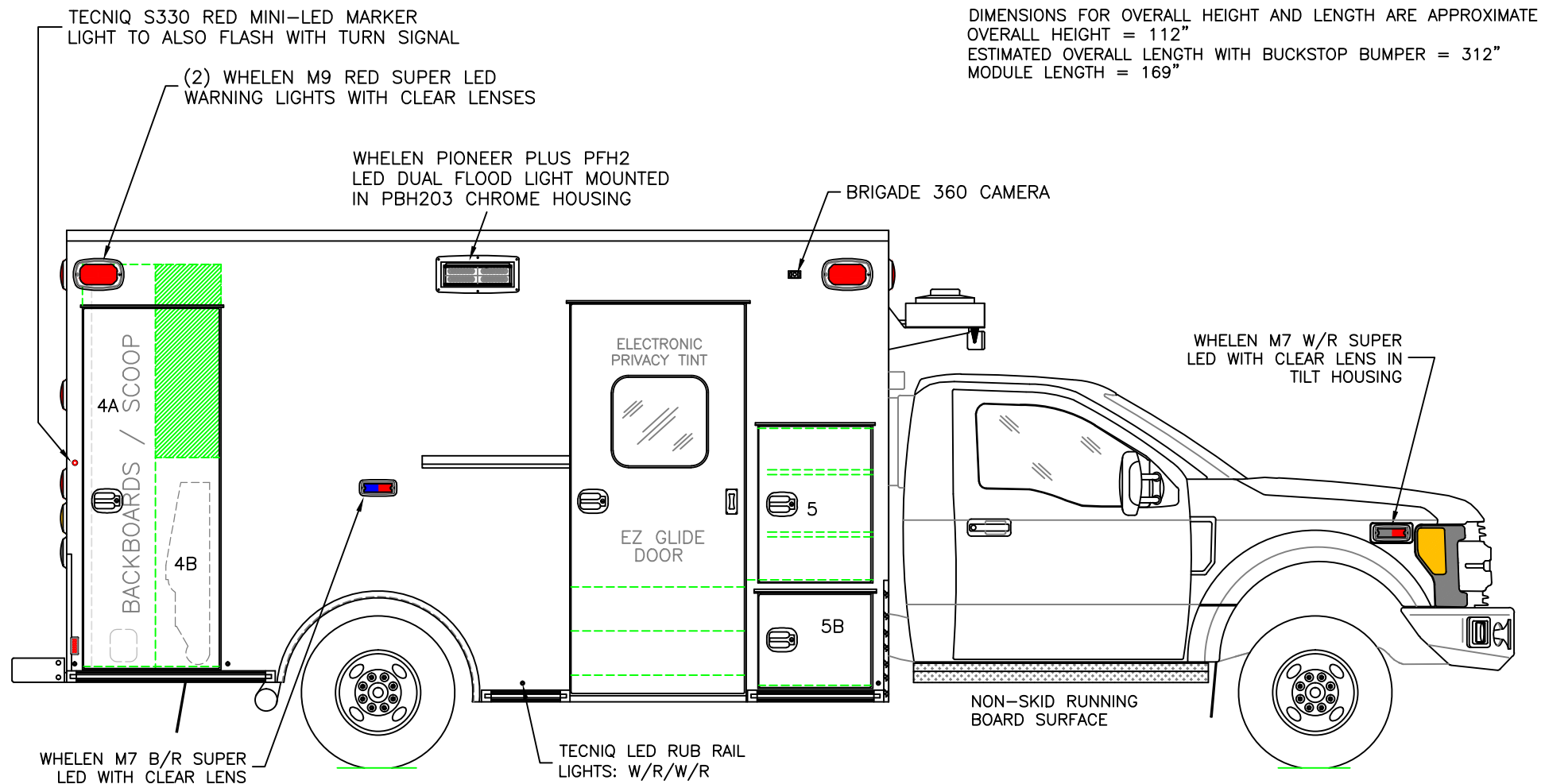


2020 STREETSIDE EXTERIOR VIEW
 CHIEF XL-I/F550 4x4 CHASSIS

1:30

DATE:
 7-12-20
 DWG. AAB
 REV. NR

DRAWING NO.
 MANSFIELD-3



DIMENSIONS FOR OVERALL HEIGHT AND LENGTH ARE APPROXIMATE
 OVERALL HEIGHT = 112"
 ESTIMATED OVERALL LENGTH WITH BUCKSTOP BUMPER = 312"
 MODULE LENGTH = 169"

COMPARTMENT
 O.S.S #4

CLEAR OPENING: 73.00h x 24.75w
 INSIDE DIM'S. 4A: 82.75h x 15.00w x 20.75d
 BACKBOARD/SCOOP STORAGE

INSIDE DIM'S. 4B: 82.75h x 13.50w x 20.75d
 LOWER 43" FOR STAIR CHAIR STORAGE
 UPPER SECTION FOR INSIDE ACCESS ONLY

O.S.S #5

CLEAR OPENING: 31.25h x 20.00w
 INSIDE DIM'S. 5A: SEE PARTITION INTERIOR VIEW
 INSIDE/OUTSIDE STORAGE WITH (2) ADJUSTABLE SHELVES

O.S.S #5A

LOCATION FOR (2) LITHIUM BATTERIES THAT ARE ISOLATED FROM
 BATTERIES BELOW CHASSIS HOOD. THESE TWO LITHIUM BATTERIES
 TO BE AVAILABLE FOR EMERGENCY STARTING

COMPARTMENTS HAVE LED ROPE LIGHTS

THIS DRAWING IS FOR REPRESENTATIONAL PURPOSES ONLY. DETAILS ARE CONCEPTUAL AND ARE SUBJECT TO CHANGE DURING DESIGN AND CONSTRUCTION
 DIMENSIONS ARE APPROXIMATE UNLESS NOTED OTHERWISE TO MEET A SPECIFIC CUSTOMER NEED.

MANSFIELD

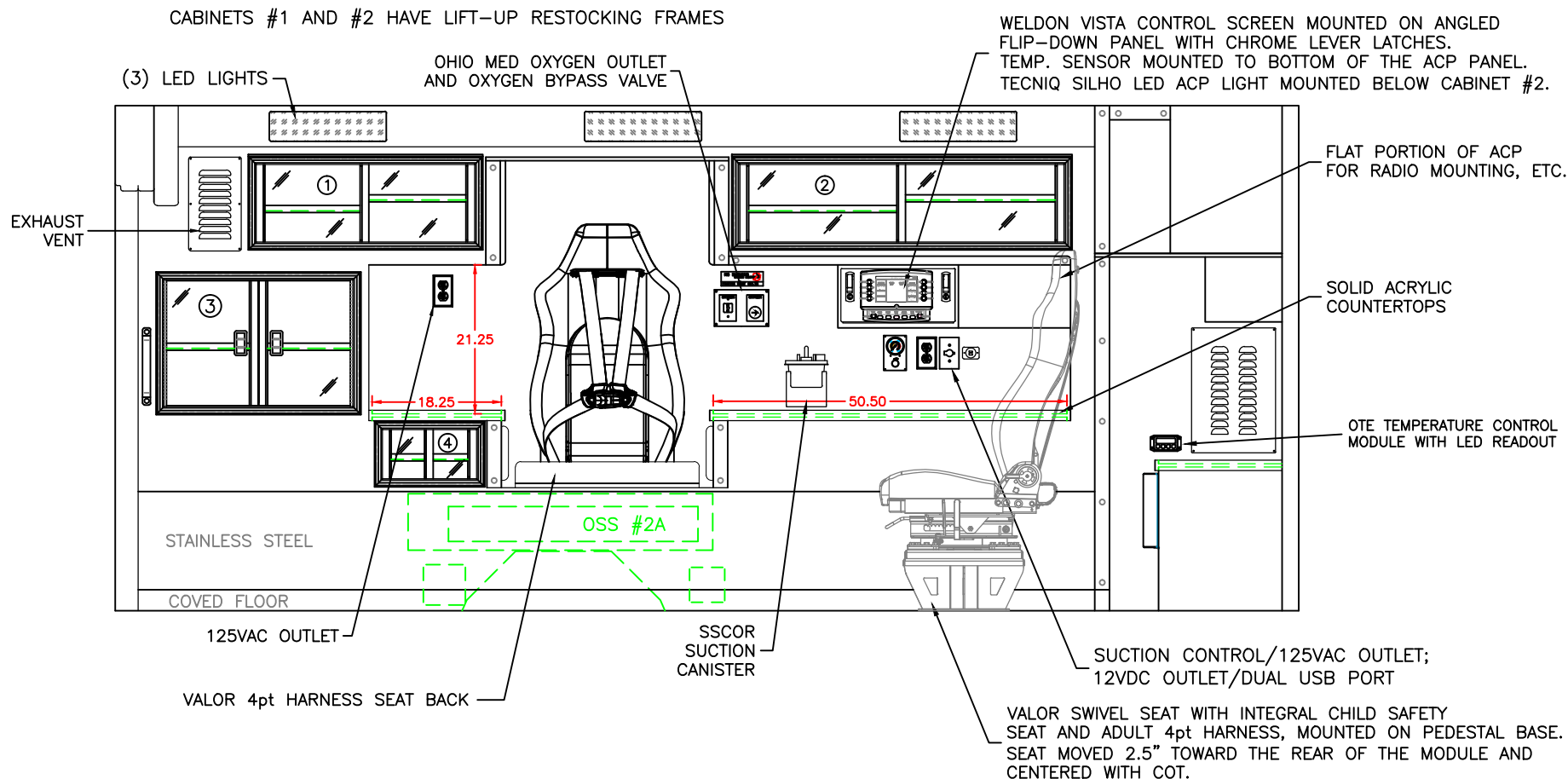


2020 CURBSIDE EXTERIOR VIEW
 CHIEF XL-1/F550 4x4 CHASSIS

1:30

DATE:
7-12-20
DWG. AAB
REV. NR

DRAWING NO.
MANSFIELD-4



COMPARTMENT

#1 DOOR OPENING: 11.00h x 31.25w
 INSIDE DIMS: 13.25h x 33.00w x 17.25d
 (1) ADJ SHELF EACH SIDE OF CENTER DIVIDER
 SLIDING POLYCARBONATE DOORS
 TOTAL CABINET WEIGHT RATING = 25 lbs.

#2 DOOR OPENING: 11.00h x 46.25w
 INSIDE DIMS: 13.25h x 48.00w x 17.25d
 (1) ADJ SHELF EACH SIDE OF CENTER DIVIDER
 SLIDING POLYCARBONATE DOORS
 TOTAL CABINET WEIGHT RATING = 25 lbs.

#3 DOOR OPENING: 18.00h x 26.75w
 INSIDE DIMS: 19.50h x 28.25w x 17.25d
 (1) ADJUSTABLE SHELF
 HINGED POLYCARBONATE DOORS WITH FULL LENGTH HANDLES
 CENTER SQUEEZE LATCHES
 TOTAL CABINET WEIGHT RATING = 40 lbs.

#4 DOOR OPENING: 7.00h x 13.50w
 INSIDE DIMS: 9.50h x 15.00w x 17.25d
 (1) ADJUSTABLE SHELF
 SLIDING POLYCARBONATE DOORS
 TOTAL CABINET WEIGHT RATING = 15 lbs.

CABINETS TO BE ALUMINUM

CABINETS TO HAVE RIDGEBACK BLUE LED STRIP LIGHTS INSIDE CABINETS AND BELOW #1 AND #2 CABINETS OVER ACTION AREAS.

THIS DRAWING IS FOR REPRESENTATIONAL PURPOSES ONLY. DETAILS ARE CONCEPTUAL AND ARE SUBJECT TO CHANGE DURING DESIGN AND CONSTRUCTION
 DIMENSIONS ARE APPROXIMATE UNLESS NOTED OTHERWISE TO MEET A SPECIFIC CUSTOMER NEED.

MANSFIELD



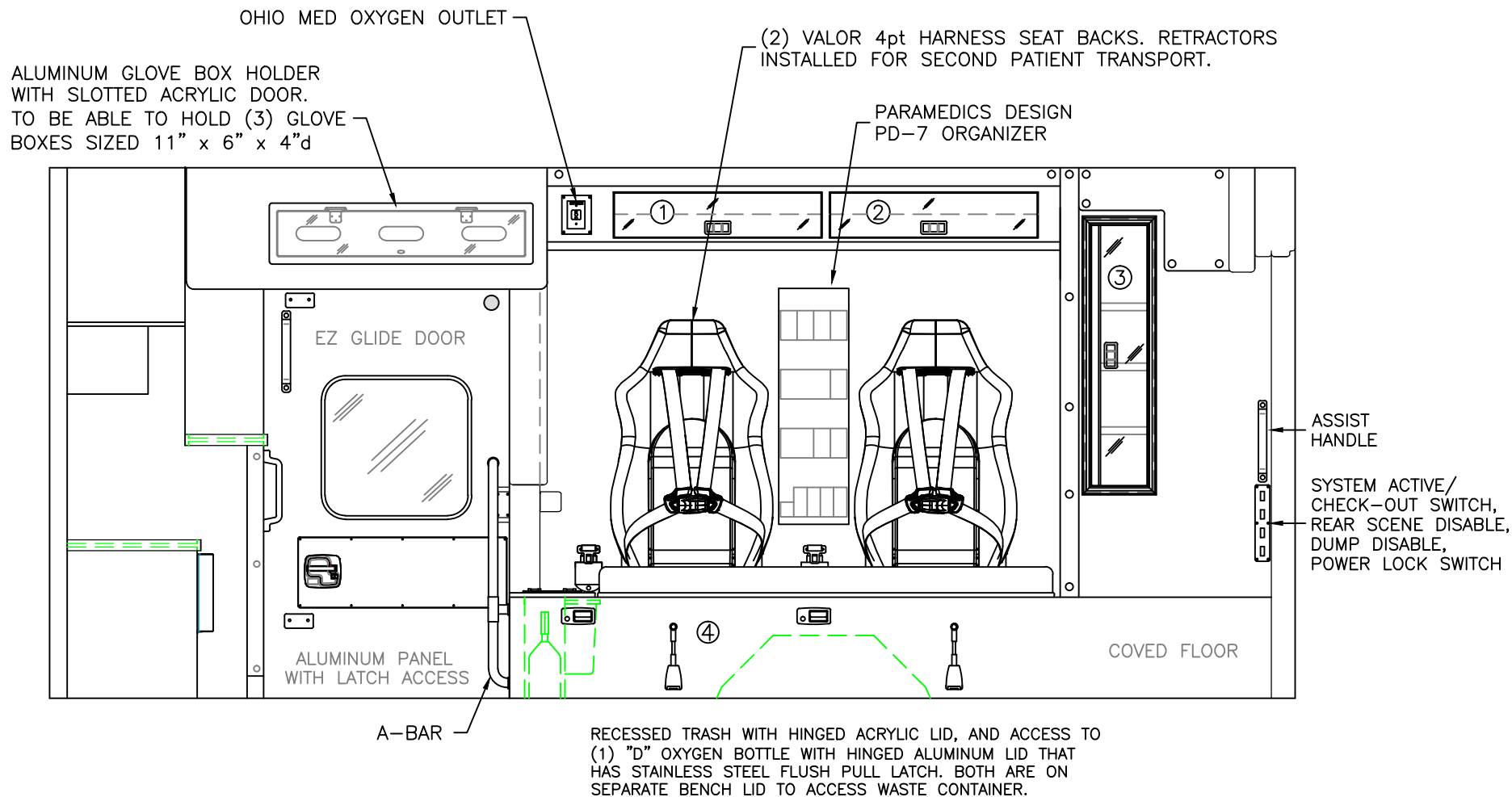
2020 STREETSIDE INTERIOR VIEW
 CHIEF XL-I

1:22

DATE:
7-12-20
DWG. REV.
AAB NR

DRAWING NO.

MANSFIELD-5



COMPARTMENT

#1/#2 DOOR OPENING: 6.25h x 28.25w
 INSIDE DIMS: 6.25h x 28.25w x 10.25d
 HINGED POLY DOORS WITH HOLD-OPENS
 CENTER SQUEEZE LATCHES
 43" MINIMUM HEADROOM BELOW THE CABINET
 TOTAL CABINET WEIGHT RATING = 10 lbs. EACH

#3 DOOR OPENING: 35.50h x 7.25w
 INSIDE DIMS: 37.50h x 11.50w x 17.50d
 HINGED POLYCARBONATE DOOR WITH FULL LENGTH
 HANDLE AND CENTER SQUEEZE LATCH
 (3) ADJUSTABLE SHELVES
 TOTAL CABINET WEIGHT RATING = 25 lbs.

#4 INSIDE DIM'S: 14.25h x 67.50w x 21.00d

CABINETS TO BE ALUMINUM

CABINETS TO HAVE RIDGEBACK BLUE
 LED STRIP LIGHTS INSIDE CABINETS
 AND BELOW #1 AND #2 CABINETS.

THIS DRAWING IS FOR REPRESENTATIONAL PURPOSES ONLY. DETAILS ARE CONCEPTUAL AND ARE SUBJECT TO CHANGE DURING DESIGN AND CONSTRUCTION
 DIMENSIONS ARE APPROXIMATE UNLESS NOTED OTHERWISE TO MEET A SPECIFIC CUSTOMER NEED.

MANSFIELD

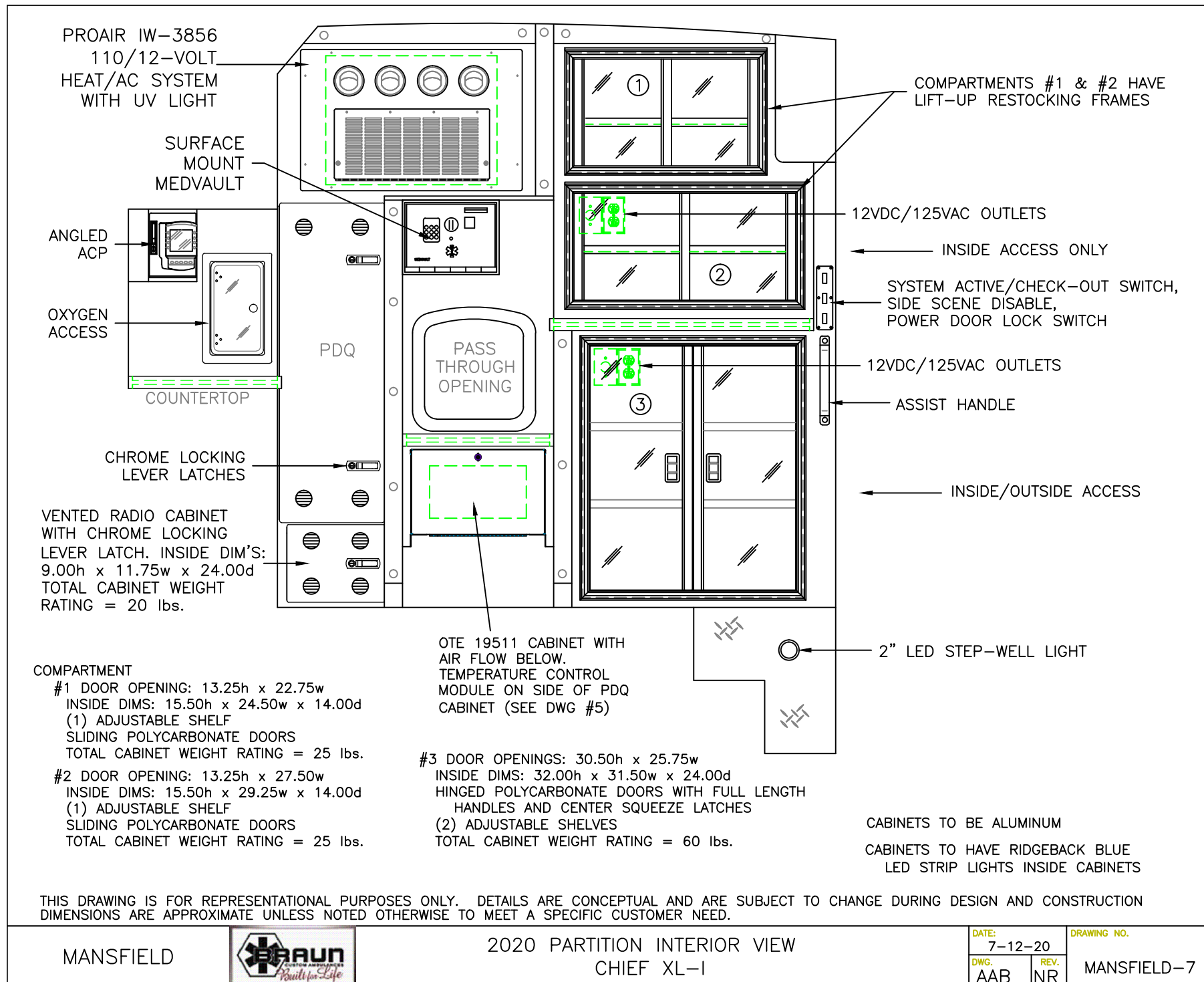


2020 CURBSIDE INTERIOR VIEW
 CHIEF XL-I

1:20

DATE:
7-12-20
DWG. AAB
REV. NR

DRAWING NO.
MANSFIELD-6



MANSFIELD

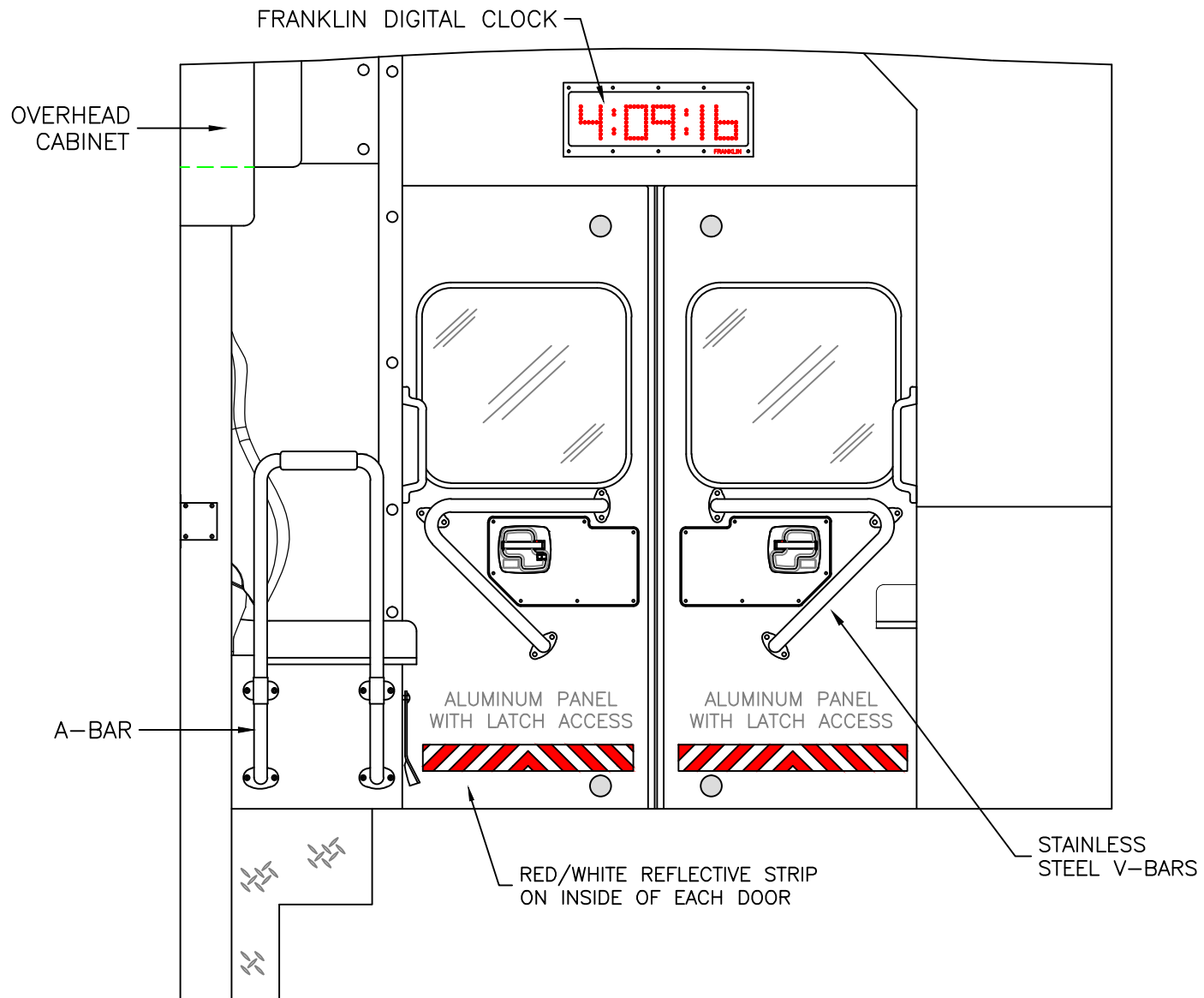


2020 PARTITION INTERIOR VIEW
CHIEF XL-I

DATE:
7-12-20
DWG.
AAB

REV.
NR

DRAWING NO.
MANSFIELD-7



THIS DRAWING IS FOR REPRESENTATIONAL PURPOSES ONLY. DETAILS ARE CONCEPTUAL AND ARE SUBJECT TO CHANGE DURING DESIGN AND CONSTRUCTION
 DIMENSIONS ARE APPROXIMATE UNLESS NOTED OTHERWISE TO MEET A SPECIFIC CUSTOMER NEED.

MANSFIELD

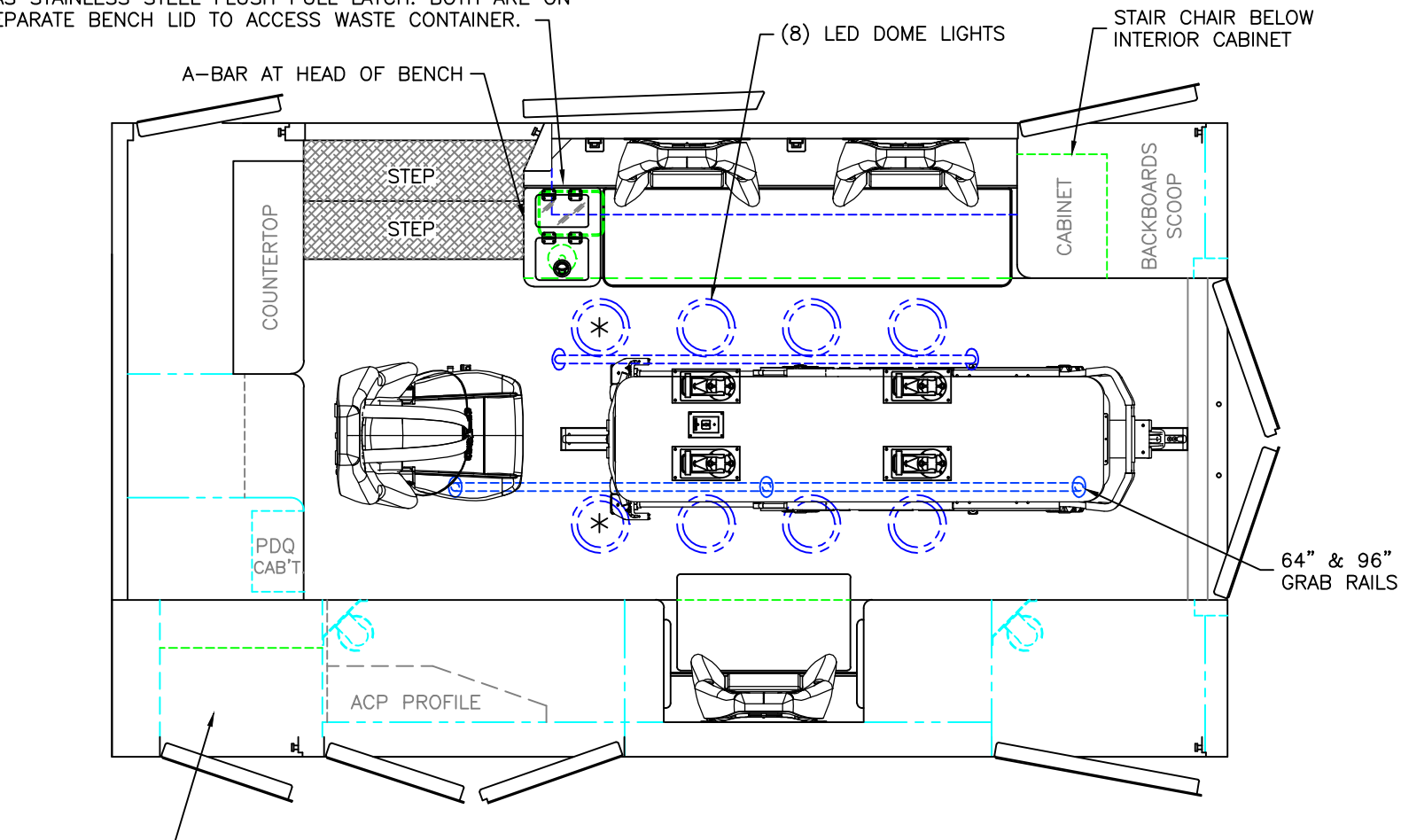


2020 REAR INTERIOR VIEW
 CHIEF XL-I

1:12

DATE:	7-12-20	DRAWING NO.
DWG.	REV.	MANSFIELD-8
AAB	NR	

RECESSED TRASH WITH HINGED ACRYLIC LID, AND ACCESS TO
(1) "D" OXYGEN BOTTLE WITH HINGED ALUMINUM LID THAT
HAS STAINLESS STEEL FLUSH PULL LATCH. BOTH ARE ON
SEPARATE BENCH LID TO ACCESS WASTE CONTAINER.



COMPARTMENT BUILT FOR CUSTOMER
INSTALLED ZICO OXYGEN LIFT WITH
PRE-WIRE AND VENTED DOOR.

 = (4) RECESSED CEILING IV HANGER LOCATIONS

 = (1) CEILING OXYGEN OUTLET

* = (2) ANTENNA BASES LOCATED OUTBOARD OF
DOME LIGHTS WITH COAX SERVICE LOOP

STRYKER POWERLOAD CENTER MOUNT COT HARDWARE

MODULE WIDTH = 96"
MODULE LENGTH = 169"
MODULE HEAD ROOM = 72"

THIS DRAWING IS FOR REPRESENTATIONAL PURPOSES ONLY. DETAILS ARE CONCEPTUAL AND ARE SUBJECT TO CHANGE DURING DESIGN AND CONSTRUCTION
DIMENSIONS ARE APPROXIMATE UNLESS NOTED OTHERWISE TO MEET A SPECIFIC CUSTOMER NEED.

MANSFIELD



2020 FLOOR INTERIOR VIEW
CHIEF XL-I

1:22

DATE:
7-12-20
DWG. AAB
REV. NR

DRAWING NO.
MANSFIELD-9