



Different lengths. Different mounts. Even different materials. But the same commitment to safety and performance.

You use an aerial in risky situations. You need a ladder or platform that you can be absolutely sure of. It needs to perform safely. Repeatedly. Run after run. Year after year. Even in the worst conditions.

Both safety and performance start with engineering. The industry's finest product development team is always working so you can do your job safer and more effectively – whether that means rescuing someone from an 8th story window, putting a ventilation team on a roof, or setting up a master stream for a defensive operation.

We build every Pierce® aerial at our own facilities where we can keep an unforgiving eye on quality. Exhaustive tests are conducted, including finite element analysis and strain gauge testing to make certain our aerials meet or exceed all NFPA 1901 standards. And after we test it with our own engineering team, every Pierce aerial is also third-party tested and certified to the stringent Type I requirements by Underwriters Laboratories, Inc.

Standard Aerial Warranties

- 3-yr aerial hydraulic cylinder seals
- 5-yr aerial hydraulic cylinder structural
- 5-yr multiplex electrical
- 10-yr aerial waterway
- 20-yr aerial structural



The Pierce difference.

Single source. Max experience. Tireless research and testing. Firefighters refuse to compromise, and so do we.

- Designed & manufactured by Pierce
- Fabrication facility dedicated to Pierce aerials
- Aerial designs controlled by in-house professional engineers
- Finite element analysis & strain gauge testing to verify designs
- Each aerial is tested & certified by Underwriters Laboratories, Inc., the most recognized testing agency in the country
- 140 certified aerial welders
- 18-yr average welding experience
- Meet all AWS Standards
- Inspectors certified to ASNT Level II
- UL third-party weld certification on-site


	Custom Chassis	Ladder Reach	Operating Range	Payload Capacities	Wind Rating	Ice Rating	Flow Capacity	Stabilizers	Stabilizer Spread	Rear Axle	Tank Capacities	Pump Range	Hose Bed Capacities
75’ Heavy-Duty Aluminum Ladder	Arrow XT™, Enforcer™, Impel®, Quantum®, Velocity®	75' Vertical 67' 9" Horizontal	-8° to 76°	750 lb dry 500 lb wet	Up to 35 mph	Up to 0.25"	Up to 1,500 gpm	1 set of H-style	16'	Single	Up to 500 gallons	Waterous, Hale, Darley Midship, PTO, PUC™	Up to 1,000' of 5" hose
75’ Heavy-Duty Steel Ladder	Arrow XT™, Enforcer™, Impel®, Quantum®, Velocity®	75' Vertical 69' Horizontal	-5° to 75°	500 lb dry 500 lb wet	Up to 50 mph	Up to 0.25"	Up to 1,000 gpm	1 set of H-style	16'	Single or Tandem	Up to 500 gallons	Waterous, Hale, Darley Midship, PTO, PUC™	Up to 1,000' of 5" hose
100’ Heavy-Duty Aluminum Ladder	Arrow XT™, Quantum®, Velocity®	100' Vertical 91' 7" Horizontal	-8° to 76°	750 lb dry 500 lb wet	Up to 35 mph	Up to 0.25"	Up to 1,500 gpm	2 sets of H-style	12'	Tandem	Up to 750 gallons	Waterous, Hale, Darley Midship, PTO, PUC™	Up to 1,000' of 5" hose
100’ Heavy-Duty Steel Ladder	Arrow XT™, Quantum®, Velocity®	100' Vertical 94' 1" Horizontal	-8° to 75°	Up to 750 lb dry 500 lb wet	Up to 50 mph	Up to 0.25"	Up to 1,250 gpm	2 sets of H-style	Up to 14'	Tandem	Up to 750 gallons	Waterous, Hale, Darley Midship, PTO, PUC™	Up to 1,000' of 5" hose
105’ Heavy-Duty Steel Ladder	Arrow XT™, Enforcer™, Impel®, Quantum®, Velocity®	105' Vertical 100' Horizontal	-8° to 75°	Up to 750 lb dry 500 lb wet	Up to 50 mph	Up to 0.25"	Up to 1,250 gpm	2 sets of H-style	Up to 16'	Tandem	Up to 750 gallons	Waterous, Hale, Darley Midship, PTO, PUC™	Up to 1,000' of 5" hose
Ascendant® 107’ Heavy-Duty Ladder – Single Rear Axle	Arrow XT™, Enforcer™, Impel®, Velocity®	107' Vertical 100' Horizontal	-10° to 77°	Up to 750 lb dry 500 lb wet	Up to 50 mph	Up to 0.25"	Up to 1,500 gpm	1 set of H-style & 1 down-jack	18'	Single	Up to 500 gallons	Waterous, Hale, Darley Midship, PTO, PUC™	Up to 1,000' of 5" or split load 700' of 5" & 600' of 3" hose
Ascendant® 107’ Heavy-Duty Ladder – Tandem Rear Axle	Arrow XT™, Enforcer™, Impel®, Quantum®, Velocity®	107' Vertical 100' Horizontal	-10° to 77°	Up to 750 lb dry 500 lb wet	Up to 50 mph	Up to 0.25"	Up to 1,500 gpm	1 set of H-style & 2 down-jacks	16'	Tandem	Up to 750 gallons	Waterous, Hale, Darley Midship, PTO, PUC™	Up to 1,000' of 5" hose

Ladder Features

- Our egress is easy to replace – if it’s ever damaged on a call, you simply replace it with a new one rather than replacing the entire fly section
- Climb with confidence – we’ve routed all wires outside the stepping zone
- No matter where the ladder is positioned, you have easy access onto & off of the turntable



PLATFORMS
COMPARISON


	Custom Chassis	Ladder Reach	Operating Range	Payload Capacities	Wind Rating	Ice Rating	Flow Capacities	Stabilizers	Stabilizer Spread	Rear Axle	Tank Capacities	Pump Range	Hose Bed Capacities
100’ Heavy-Duty Aluminum Platform	Arrow XT™, Enforcer™, Quantum®, Velocity®	100' Vertical 92' Horizontal	-11.5° to 76°	1,000 lb dry 500 lb wet	Up to 35 mph	Up to 0.25"	Up to 2,000 gpm	2 sets of H-style	16' 6"	Tandem	Up to 500 gallons	Waterous, Hale, Darley Midship, PTO, PUC™	Up to 1,000' of 5" hose
100’ Heavy-Duty Steel Platform	Arrow XT™, Enforcer™, Quantum®, Velocity®	100' Vertical 93' Horizontal	-5° to 75°	1,000 lb dry 500 lb wet	Up to 50 mph	Up to 0.25"	Up to 3,000 gpm	2 sets of H-style	18'	Tandem	Up to 500 gallons	Waterous, Hale, Darley Midship, PTO, PUC™	Up to 1,000' of 5" hose
Ascendant® 100’ Heavy-Duty Tower	Arrow XT™, Enforcer™, Velocity®	100' Vertical 93' Horizontal	-15° to 77°	1,000 lb dry 500 lb wet	Up to 35 mph	Up to 0.25"	Up to 2,000 gpm	1 set of H-style & 4 down-jacks	18'	Tandem	Up to 300 gallons	Waterous, Hale, Darley Midship	Up to 800' of 5" hose
Ascendant® 110’ Heavy-Duty Platform – Single Rear Axle	Arrow XT™, Enforcer™, Impel®, Velocity®	110' Vertical 90' Horizontal	-10° to 77°	750 lb dry 500 lb wet	Up to 35 mph	Up to 0.25"	Up to 1,250 gpm	1 set of H-style & 1 down-jack	18'	Single	Up to 500 gallons	Waterous, Hale, Darley Midship, PTO, PUC™	Up to 1,000' of 5" or split load 700' of 5" & 600' of 3" hose
Ascendant® 110’ Heavy-Duty Platform – Tandem Rear Axle	Arrow XT™, Enforcer™, Impel®, Quantum®, Velocity®	110' Vertical 90' Horizontal	-10° to 77°	750 lb dry 500 lb wet	Up to 35 mph	Up to 0.25"	Up to 1,250 gpm	1 set of H-style & 2 down-jacks	16'	Tandem	Up to 750 gallons	Waterous, Hale, Darley Midship, PTO, PUC™	Up to 1,000' of 5" hose

Platform Features

- Every square inch has been designed to improve your safety & help you perform at your peak
- The Pierce basket leveling system allows for smooth, precise leveling throughout the full range of aerial operation
- Easily access the basket from the ladder – a fully illuminated basket interior lets you see what you’re doing



HEAVY-DUTY TRACTOR DRAWN AERIAL

	Custom Chassis	Ladder Reach	Operating Range	Payload Capacities	Wind Rating	Ice Rating	Flow Capacity	Stabilizers	Stabilizer Spread	Tank Capacities	Pump Range	Hose Bed Capacity
Ascendant® 107' Heavy-Duty Tractor Drawn Aerial	Arrow XT™, Enforcer™, Quantum®, Velocity®	107' Vertical 100' Horizontal	-10° to 77°	Up to 750 lb dry 500 lb wet	Up to 50 mph	Up to 0.25"	Up to 1,500 gpm	1 set of H-style	17'	Up to 300 gallons	Waterous, Hale, Darley Midship, PTO, PUC™	Up to 1,000' of 5" hose




Tractor Drawn Aerial Features

- The tractor drive axle is available in either a single or tandem configuration to comply with stringent weight law restrictions
- The optional pump & tank capability can transform your tractor drawn aerial into a full quint rating for maximum firefighting flexibility
- When you arrive on the scene, you've got as much gear as you can pack into nearly 500 cubic feet of storage space



SKY-BOOM

	Custom Chassis	Ladder Reach	Operating Range	Payload Capacities	Wind Rating	Ice Rating	Flow Capacity	Stabilizers	Stabilizer Spread	Rear Axle	Pump Range
Sky-Boom	Arrow XT™, Enforcer™, Impel®, Quantum®, Velocity®	55' or 61' Vertical 45' 5" or 51' Horizontal	-5° to 85°	Up to 500 lb dry 250 lb wet	Up to 20 mph	Up to 0.25"	Up to 1,000 gpm	1 set of A-style	12' 10"	Single or Tandem	Waterous, Hale, Darley Midship, PTO, PUC™



Sky-Boom Features

- The boom can be positioned on windowsills & parapets thanks to the nozzle’s recessed, protected location
- To ensure smooth operation, the operator has access to 3 boom-control levers: 1 controls elevation of the boom, another controls extension, and a third rotates the turntable in either direction
- Unique, fold-down handrails are available to reduce travel height & worry about low clearance, bridges, & other obstructions



www.piercemfg.com



PERFORM. LIKE NO OTHER.™

Pierce Manufacturing Inc., An Oshkosh Corporation Company
P.O. Box 2017, Appleton, WI 54912-2017 USA

Specifications, descriptions, and illustrative material in this literature are as accurate as known at the time of publication, but are subject to change without notice.

Illustrations may include optional equipment and accessories and may not include all standard equipment. All measurements are nominal values.

© Pierce Manufacturing Inc., Pierce, the Pierce logo, Ascendant, Impel, Quantum, and Velocity are registered trademarks; Arrow XT, Enforcer, and PUC are trademarks; and Perform. Like No Other. is a service mark of Pierce Manufacturing Inc., Appleton, WI. Printed in U.S.A.

All other trademarks are the property of their respective owners.